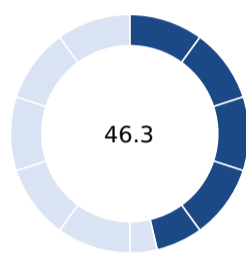


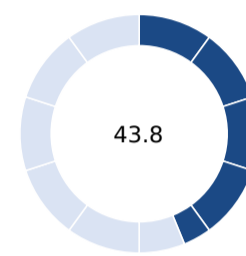
Resolving Insolvency - Sri Lanka

Indicator	Sri Lanka	South Asia	OECD high income	Best Regulatory Performance
Recovery rate (cents on the dollar)	43.0	38.1	70.2	92.9 (Norway)
Time (years)	1.7	2.2	1.7	0.4 (Ireland)
Cost (% of estate)	10.0	9.9	9.3	1.0 (Norway)
Outcome (0 as piecemeal sale and 1 as going concern)	0	..	..	..
Strength of insolvency framework index (0-16)	7.0	6.5	11.9	None in 2018/19

Figure - Resolving Insolvency in Sri Lanka - Score




Recovery rate



Strength of insolvency framework index

Figure - Resolving Insolvency in Sri Lanka and comparator economies - Ranking and Score



Note: The ranking of economies on the ease of resolving insolvency is determined by sorting their scores for resolving insolvency. These scores are the simple average of the scores for the recovery rate and the strength of insolvency framework index.

Figure - Resolving Insolvency in Sri Lanka - Time and Cost

